


# VMware View Remote Access instructions

1. Go to <https://remote.davenportiowa.com>



**NOTE:** We offer two options to access a City Desktop remotely - either installing a full desktop client, or using your web browser. If you opt to use the desktop client, this will give you a full featured experience, including the ability to print locally and access local files. The HTML access is the most flexible, as it works with any modern browser or computer without install.

2. To login thru your browser, select the “VMware Horizon HTML Access” and proceed with login. Otherwise, follow the rest of the installation instructions.
3. Under “VMware Horizon Client for Windows” choose the download link for your computer. If you are on Windows and do not know if you are 32-bit or 64-bit - <http://windows.microsoft.com/en-us/windows7/find-out-32-or-64-bit>

Home / VMware Horizon Clients

## Download VMware Horizon Clients

Select Version:  VMware Horizon Clients for Windows, Mac, iOS, Linux, Chrome and Android allow you to connect to your VMware Horizon virtual desktop from your device of choice giving you on-the-go access from any location.

[Read More](#)

**Product Resources**

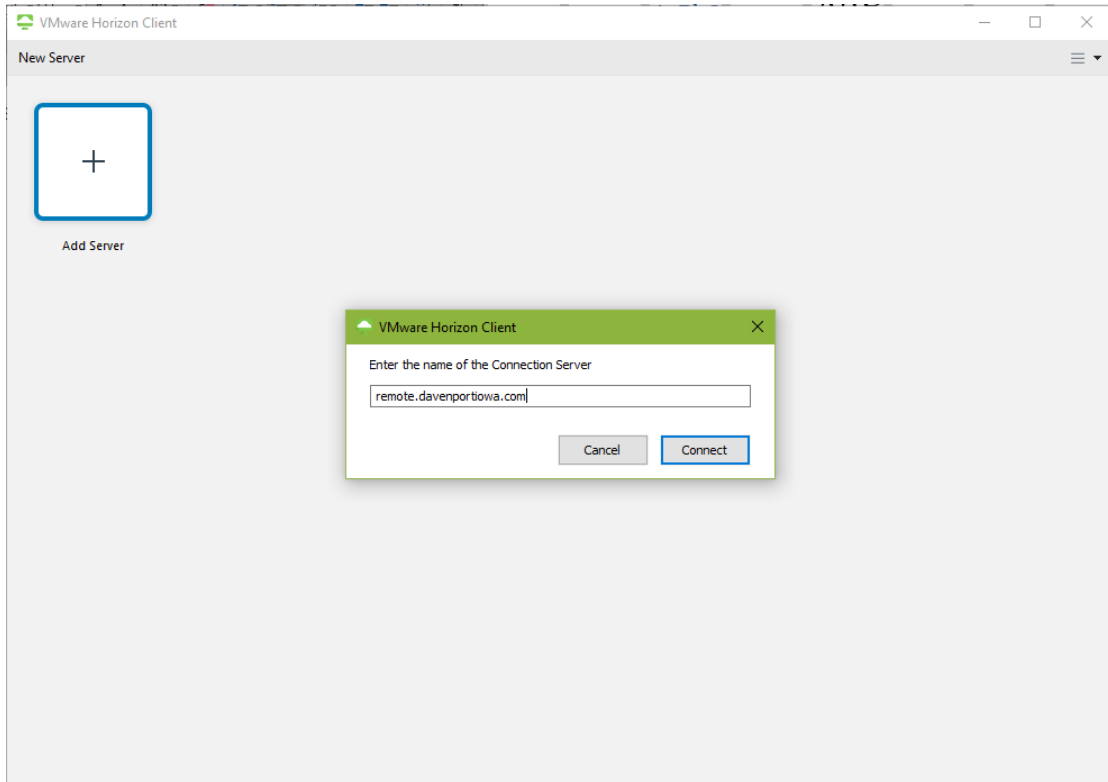
- [View My Download History](#)
- [Product Info](#)
- [Documentation](#)
- [Horizon Mobile Client Privacy](#)
- [Horizon Community](#)

[Product Downloads](#) [Drivers & Tools](#) [Open Source](#) [Custom ISOs](#)

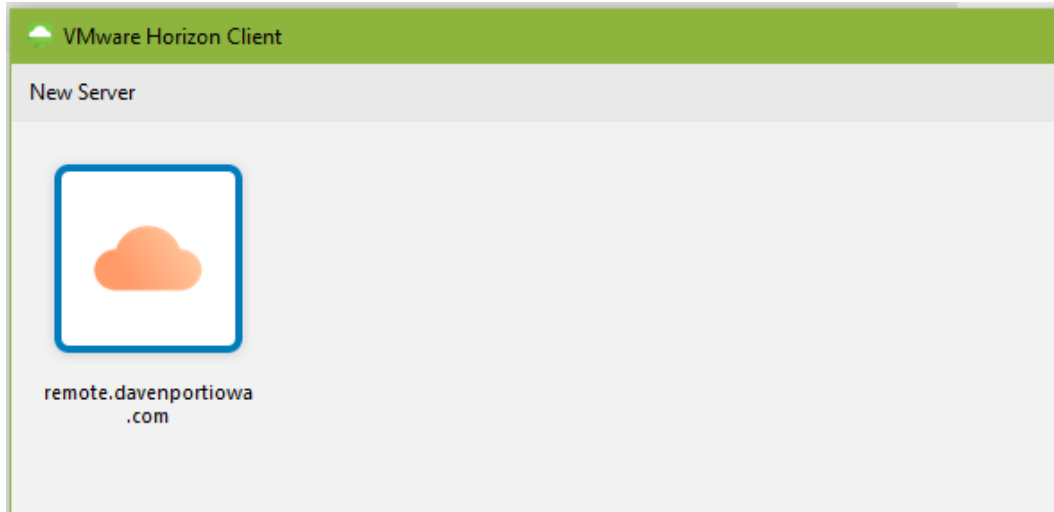
Product	Release Date
<a href="#">VMware Horizon Client for Windows</a>	
VMware Horizon Client for Windows	2019-12-12 <a href="#">Go to Downloads</a>
<a href="#">VMware Horizon Client for Windows 10 UWP</a>	
VMware Horizon Client for Windows 10 UWP from the Microsoft store	2019-09-17 <a href="#">Go to Downloads</a>
<a href="#">VMware Horizon Client for Mac</a>	
VMware Horizon Client for macOS	2019-12-12 <a href="#">Go to Downloads</a>
<a href="#">VMware Horizon Client for Linux</a>	
VMware Horizon Client for 32-bit Linux	2019-12-12 <a href="#">Go to Downloads</a>
VMware Horizon Client for 64-bit Linux	2019-12-12 <a href="#">Go to Downloads</a>
<a href="#">VMware Horizon Client for iOS</a>	
VMware Horizon Client for iOS devices	2019-12-12 <a href="#">Go to Downloads</a>
<a href="#">VMware Horizon Client for Android</a>	

4. Download the client and start the installation. Click “Agree & Install” to install the client.

5. Launch the client and click “Add Server” or “New Server” button and enter remote.davenportiowa.com for the name of the Connection Server.



6. Double-click “remote.davenportiowa.com”



7. Login and then double click your assigned desktop

